

SANTON

PremierPlus

Unvented Hot Water Cylinders

Unvented Water Heaters



PremierPlus

Mains Pressure Unvented Water Heating

Designed and manufactured in the UK the PremierPlus range of unvented cylinders lead the way in cost effective mains pressure water heating.

Built to the highest standards from Duplex stainless steel, the units offer exceptional corrosion resistance and long-life expectancy. Advanced primary coil and cold water controls design gives rapid reheat and good flow rate performance. It provides mains pressure showering and is suitable for use in new-build or refurbishment schemes for domestic and commercial applications. PremierPlus cylinders are available from 100 to 300 litres, in both direct and indirect models with pre-plumbed and solar options.

All models have 50mm of CFC/HCFC-free (ODP zero) foam insulation to give improved heat loss and are finished in a stylish and durable white plastic-coated, corrosion-proofed steel casing with grey high impact resistant thermoplastic moulded top and bottom covers.



PremierPlus Unvented System Benefits

To Specifiers and Builders

- Duplex stainless steel for longer life.
- Flexible siting of cylinder installation.
- Complete package incorporates safety and hot water controls.
- Savings on installation from simplified plumbing and electrical connections.
- Mains pressure hot water for balanced supply to showers and mixers – no shower pump to consider.
- High flow rates give improved hot water delivery.
- Equally suited to new build or refurbishment projects.
- Fully indemnified design service.

To Installers

- A complete package for simple on-site installation.
- Simplified plumbing and electrical connections.
- No cold feed cistern required.
- No head problems.
- No shower pump to consider.
- No anode to maintain or replace.
- Fully factory tested for reliability.
- 30 year on-site parts and labour cylinder guarantee.

To Consumers

- High performance showers and balanced mixers.
- High flow rates – fast filling baths.
- Fast recovery rates.
- Safe, economical performance.
- No anode to check or maintain.
- No loft pipes to freeze up*.
- 30 year on-site parts and labour cylinder guarantee.
- 5 year on-site parts and labour expansion vessel guarantee.
- 2 year on-site parts and labour guarantee on element and all other controls.

*Assumes sealed system boiler installation.

PremierPlus

PremierPlus Unvented System Benefits

Duplex Stainless Steel Construction

This high strength, high quality material ensures an unsurpassed standard of corrosion protection without the need for anodes. Manufactured in the UK in a BS EN ISO 9001:2008, ISO 14001:2004 and BS OHSAS 18001:2007 registered factory.

Simple Installation

PremierPlus has been designed with the installer in mind. All plumbing and electrical connections are located to give easy access during installation. Plumbing connections are 22mm compression. Electrical connections are made to an integrated wiring centre which facilitates a neater, trouble-free and simpler installation.

Heat Exchanger – Indirect Units

A high efficiency 'coil-in-coil' heat exchanger is situated at the base of the unit which ensures that virtually all of the water is heated. This compares with a typical side entry single coil heat exchanger which typically heats only approximately 80% of the water content. The design also ensures that there is rapid reheat when water is used, bettering CHES* recommend good practice.

*CHES – Central Heating System Specifications General information leaflet 59

Cold Water Controls

An integrated cold water control set, exclusively designed for the PremierPlus comprising of a pressure reducing valve and strainer, expansion relief valve and check valve, reduces installation time by incorporating three components into one and gives significant improvements in flow rate across a range of inlet pressures.



Standing Heat Loss

When comparing heat loss figures between brands it is essential that the heat loss is calculated on the same basis for each brand. To enable a fair comparison we publish two sets of figures resulting from the two different tests which are widely used in our industry. The first test is with the temperature and pressure relief valve fitted and the second test is with the valve removed and replaced by a blanking plug. Santon recommends that you check the tests used by other brands before making a comparison.

Heat Loss Per Day		
Capacity (litres)	With T&P valve fitted (kWh/24h)	Without T&P valve fitted (kWh/24h)
100	1.14	0.94
120	1.25	1.09
150	1.45	1.28
170	1.63	1.32
210	1.91	1.65
250	2.22	1.95
300	2.52	2.34

Safety

The high strength Duplex stainless steel cylinder is manufactured using stringent quality control procedures and is pressure tested to over 1½ times its maximum operating pressure. All PremierPlus units have fully integrated thermostatic controls and thermal cut outs for both direct and indirect heating. A higher level of thermal safety is provided by the factory fitted temperature and pressure relief valve.

Guarantee

The PremierPlus comes with a 30 year on-site parts and labour guarantee for the cylinder. The expansion vessel and the cold water controls have a 5 year on-site parts and labour guarantee and all other valves and fittings supplied with the unit are covered for a period of 2 years provided that:



- It has been correctly installed as per the instructions contained in the instruction manual and all relevant Codes of Practice and Regulations in force at the time of installation.
- It has not been modified in any way, other than by Santon.
- It has not been frost damaged.
- It has only been used for the storage of potable water.
- It has not been tampered with or been subjected to misuse or neglect.
- Within 60 days of installation the user completes and returns the certificate supplied along with the proof of purchase to register the product.
- It has been installed in the United Kingdom.

PremierPlus

Data / Selection Charts

Performance					
Direct Model	Volume (litres)	Time from 15°C to 60°C (mins)	Coil rating (kW)	Coil pressure drop (bar)	Draw-off to 40°C (litres)
PP100E	99	99	-	-	97
PP120E	117.2	121	-	-	108
PP150E	146.9	152	-	-	135
PP170E	165.3	173	-	-	157
PP210E	207.8	215	-	-	199
PP250E	248.3	257	-	-	240
PP300E	298.2	310	-	-	273
Indirect Model					
PP100B	96.2	20	11.8	0.074	97.6
PP120B	114.4	24	12.5	0.117	108
PP150B	144	29	16.4	0.107	135.7
PP170B	162	30	16.0	0.131	157
PP210B	204	34	18.3	0.112	199.3
PP250B	245	42	20.0	0.132	240
PP300B	295	49	20.0	0.03	273.1

Selection guide		
Property type	Direct Model	Indirect Model
Bedsit	PP100E or PP120E	PP100B or PP120B
1/2 bed, 1 bath/shower	PP150E or PP170E	PP150B
2 bed, 1 bath/shower	PP170E or PP210E	PP170B or PP210B
4 bed, 1 bath/shower	PP210E or PP250E	PP210B or PP250B
2/3 bed, 2 bath/shower	PP210E or PP250E	PP210B or PP250B
4/5 bed, 2 bath/shower	PP250E or PP300E	PP250B or PP300B
4/5 bed, 3 bath/shower	PP300E	PP300B
Light commercial usage	PP250E or PP300E	PP250B or PP300B

Note: All sizings calculated using BS6700.

60 litres of hot water per bath, 60 litres of hot water per shower, 15 litres of hot water per sink, 7 litres of hot water per basin.

This selection chart is for guidance only. Hot water requirements will vary dependant on bath size, usage patterns, etc. Please contact the Specification Department for further advice.


PremierPlus SystemFit

Key Components

SystemFit has been designed to significantly reduce on-site installation time whilst offering cost effective mains pressure water heating.

Each factory-assembled unit comes pre-plumbed and pre-wired with 230V central heating controls, pump, two 2-port motorised valves, automatic bypass and balancing valves. This timesaving package not only speeds installation but also significantly enhances the quality and integrity of the central heating system thus eliminating costly callbacks.

- 1 Motorised valve to radiator circuit – 22mm on 120L/150L models / 28mm on other models.
- 2 22mm motorised valve to PremierPlus coil heat exchanger.
- 3 Wiring centre.
- 4 Programmable thermostat and room sensor with timed Domestic Hot Water (DHW) control.
- 5 Hot water temperature thermostat.
- 6 Automatic bypass valve.
- 7 3 speed circulator pump with quality isolating valves.
- 8 Balancing valve.
- 9 22mm cold water combination valve (supplied loose).
- 10 Combined expansion valve/check valve housing.
- 11 22mm or ¾" BSP hot outlet to taps.
- 12 22mm Primary flow to PremierPlus coil heat exchanger.
- 13 22mm Primary return from PremierPlus coil heat exchanger.
- 14 Immersion heater with integral thermostat and thermal cut-out.
- 15 Drain cocks.
- 16 Filling loop.
- 17 Auto air vent.
- 18 Primary system pressure gauge.
- 19 Primary expansion vessel.
- 20 Temperature and pressure relief valve operating at 90°C / 10 bar.
- 21 Tundish.
- 22 High limit hot water thermal cut-out.
- 23 Primary flow connection from boiler – 22mm on 125L/145L models / 28mm on other models.
- 24 Discharge pipe connection 22mm.
- 25 Cold water inlet connection 22mm.
- 26 Primary flow to radiators (CH circuit).
- 27 28mm connection for 2nd CH zone (supplied capped) (170 litre and above only).
- 28 15mm connection for secondary return and domestic hot water expansion vessel (supplied capped).
- 29 Primary circuit return connection.
- 30 Domestic hot water expansion vessel.



PremierPlus Solar

System Benefits

Climate change is an undeniable fact which has increased the focus on alternative energy sources. Solar energy direct from the sun is such a source of energy which, when harnessed, can be converted into heat to generate hot water for the home, whilst at that same time helping to reduce carbon emissions and reduce global warming.

PremierPlus Solar offers all of the benefits of the standard PremierPlus unvented cylinder to give powerful mains pressure showering and fast filling baths, with the added benefit of lower running costs – as much as 60% less than traditional systems*.

Designed for use with a wide range of solar systems now available in the UK, PremierPlus Solar is an environmentally friendly and efficient way of providing domestic hot water. Unlike some other 'twin coil' cylinders (which simply use heating coils designed for traditional boiler heated cylinders), PremierPlus Solar cylinders have a purpose designed solar heating coil at the base of the cylinder, which ensures maximum heat input and efficiency from the solar energy.

Available in a choice of capacities from 170 to 300 litres, with a choice of direct (electric auxiliary heat input) or indirect (gas, oil or electric boiler auxiliary heat input) versions.

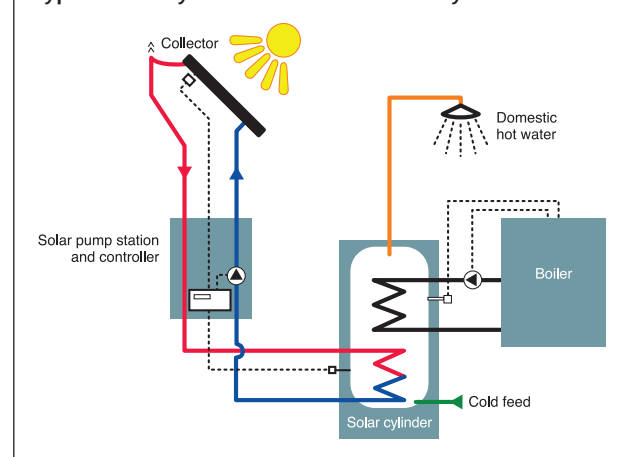


How does PremierPlus Solar work?

The Solar cylinder is used in conjunction with solar panels (not supplied) which convert energy collected from the sun's rays to heat a water / glycol liquid in its pipe work. This liquid is circulated through a specially designed solar coil in the base of the cylinder where the liquid transfers its heat to the water stored before being pumped back to the solar panel to be re-heated.

The design of this coil allows maximum solar gain to be achieved ensuring that the solar system is being used to its full potential.

Typical Solar System with Indirect Solar Cylinder



PremierPlus Solar

Utilising Solar Energy

How much of your water heating energy needs can be provided by solar?

During the summer months as much as 100% of the energy used by PremierPlus could be solar*. In winter, despite the lower intensity of the sun's rays and fewer daylight hours as much as 20% could be solar*.

On average throughout the year up to 60% of a dwelling's hot water requirement can be provided by solar power*.

The balance is provided by traditional means; either indirect (via a gas, oil or electric boiler heating a second coil within the cylinder) or direct (via electric immersion heaters in the cylinder).

Which unit to use

The choice of capacity for traditional cylinders is based on the hot water requirements of the dwelling. With solar cylinders, there are a number of other factors which need to be taken into account such as the solar collectors used and where they are sited. Additionally the amount of usable hot water will vary depending on the solar gain available on a given day. For that reason it is important to ensure that the auxiliary heated volume of the cylinder is capable of meeting the dwelling's hot water demands on days where solar gain will be low, such as during winter months.

Our specification team are available to provide cylinder sizing advice on 01603 420128.

Which unit to use

Direct Model

Beds	Baths / showers	Max. occupancy	On-roof panels	In-roof panels	Tube	Cylinder volume (litres)	Dedicated solar volume (litres)	On-roof (l/m ²)	In-roof (l/m ²)	Tube (l/m ²)	Max. property size (m ²)	Auxiliary volume (litres)
1	1	2	1	1	20	190	70	38	31	35	60	120
2	1	2	1	1	20	210	90	49	39	45	95	120
3	1	3	2	1	20	260	105	29	46	53	123	145
3	2	4	2	2	20	260	105	29	23	53	123	145
4	1	4/5	2	2	30	300	125	34	27	42	164	175
4	2	4/5	3	2	30	300	125	23	27	42	164	175
4/5	2	5	3	2	30	300	125	23	27	42	164	175

Indirect Model

1	1	1	1	1	10	170	70	38	31	70	60	100
1	2	2	1	1	20	210	70	38	31	35	60	140
2	2	3	2	1	20	210	70	19	31	35	60	140
2	2	4	2	2	20	250	90	24	20	45	60	170
3	2	4	2	2	20	250	90	24	20	45	95	170
3	3	4	3	2	30	300	100	18	22	33	95	200
4	3	5	3	2	30	300	100	18	22	33	113	200

On-roof absorber area – 1.84; In-roof absorber area – 2.28; tube absorber area – 1.00. All cylinders are SAP compliant provided the maximum property size is not exceeded.

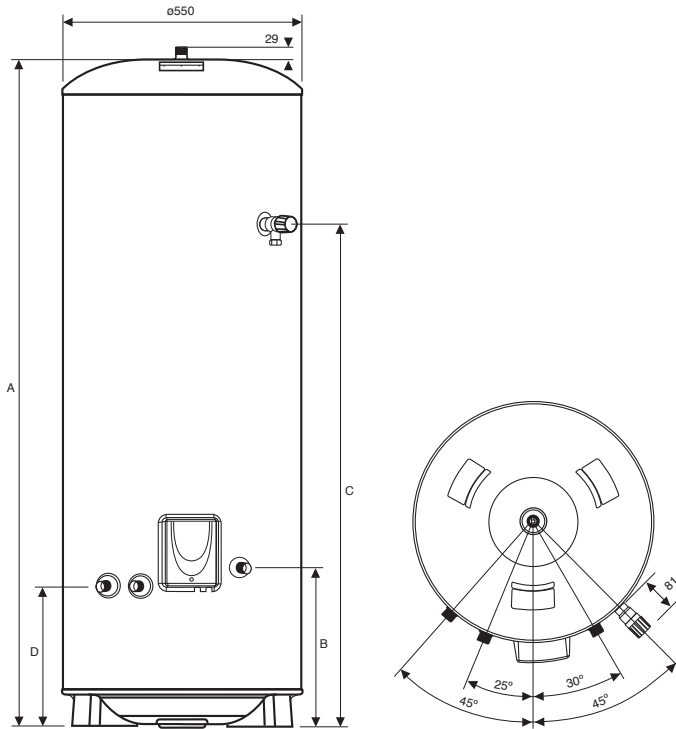
Performance

Direct Model	Nominal auxiliary element (kW @ 240V)	Volume (litres)	Time from 15°C to 60°C (3kW) (mins)	Draw-off to 40°C (litres)	Auxiliary volume (litres)	Time from 15°C to 60°C using auxiliary coil (mins)	Auxiliary coil rating (kW)	Auxiliary coil pressure drop (bar)	Auxiliary draw-off to 40°C (litres)
PP170ESOLAR	1 x 3	163.3	130	161.5	-	-	-	-	-
PP210ESOLAR	2 x 3	205.2	148	202.9	-	-	-	-	-
PP260ESOLAR	2 x 3	255.1	183	231.3	-	-	-	-	-
PP300ESOLAR	2 x 3	295.7	220	276.1	-	-	-	-	-
Indirect Model									
PP190BSOLAR	1 x 3	185.5	-	161	120	25.25	14.7	0.09	132.5
PP210BSOLAR	1 x 1	201.6	-	202	120	25	15	0.135	136
PP250BSOLAR	1 x 1	241.2	-	231	145	29	16.2	0.124	166
PP300BSOLAR	1 x 1	290.6	-	276	175	27.5	18.8	0.06	181

*Savings vary depending on type of solar system used, location and usage patterns.

PremierPlus

Technical Specification

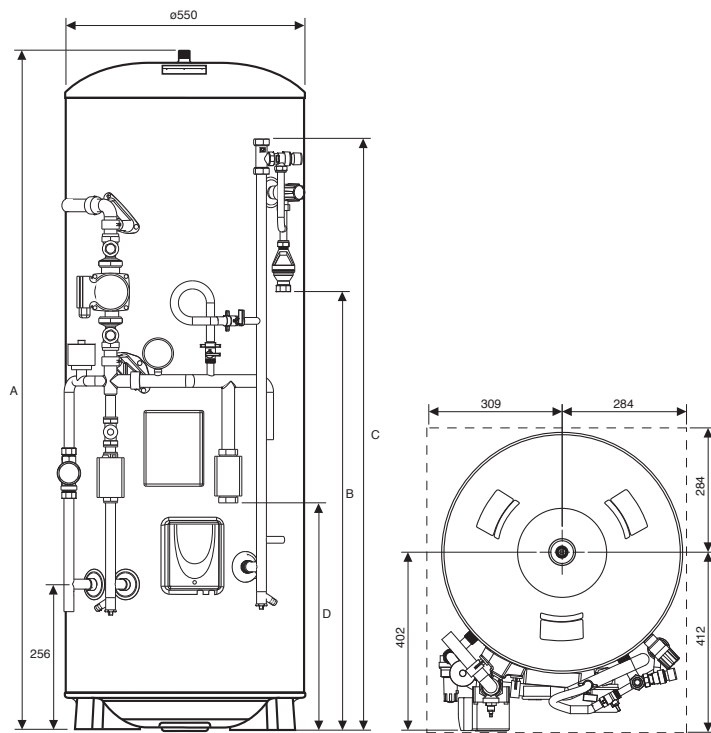


Ordering Guide

Direct Model	Capacity (litres)	Element rating (kW @ 240V)	Coil rating (kW)	A (mm)	B (mm)	C (mm)	D (mm)	Empty (kg)	Full (kg)	Product Code
PP100E	100	1 x 3	-	784	306	493	-	23	123	94 050 318
PP120E	120	2 x 3	-	906	306	616	-	25	145	94 050 319
PP150E	150	2 x 3	-	1090	306	800	-	28	178	94 050 320
PP170E	170	2 x 3	-	1216	306	925	-	29	199	94 050 321
PP210E	210	2 x 3	-	1474	306	1184	-	36	246	94 050 322
PP250E	250	2 x 3	-	1726	306	1437	-	45	295	94 050 323
PP250E 9kW	250	3 x 3	-	1726	306	1437	-	45	295	94 050 326
PP300E	300	2 x 3	-	2040	306	1751	-	55	355	94 050 324
PP300E 9kW	300	3 x 3	-	2040	306	1751	-	55	355	94 050 334
Indirect Model										
PP100B	100	1 x 3	15.5	784	354	500	315	25	125	94 050 327
PP120B	120	1 x 3	15.4	906	354	616	315	27	147	94 050 328
PP150B	150	1 x 3	15.9	1090	354	800	315	31	184	94 050 329
PP170B	170	1 x 3	17.3	1216	354	927	315	33	203	94 050 330
PP210B	210	1 x 3	19.2	1474	354	1184	315	41	251	94 050 331
PP250B	250	1 x 3	18.6	1726	354	1439	315	50	300	94 050 332
PP250B 6kW	250	2 x 3	18.6	1726	354	1439	315	50	300	94 050 347
PP300B	300	1 x 3	18.8	2040	354	1754	315	60	360	94 050 333
PP300B 6kW	300	2 x 3	18.8	2040	354	1754	315	60	360	94 050 348

PremierPlus SystemFit

Technical Specification



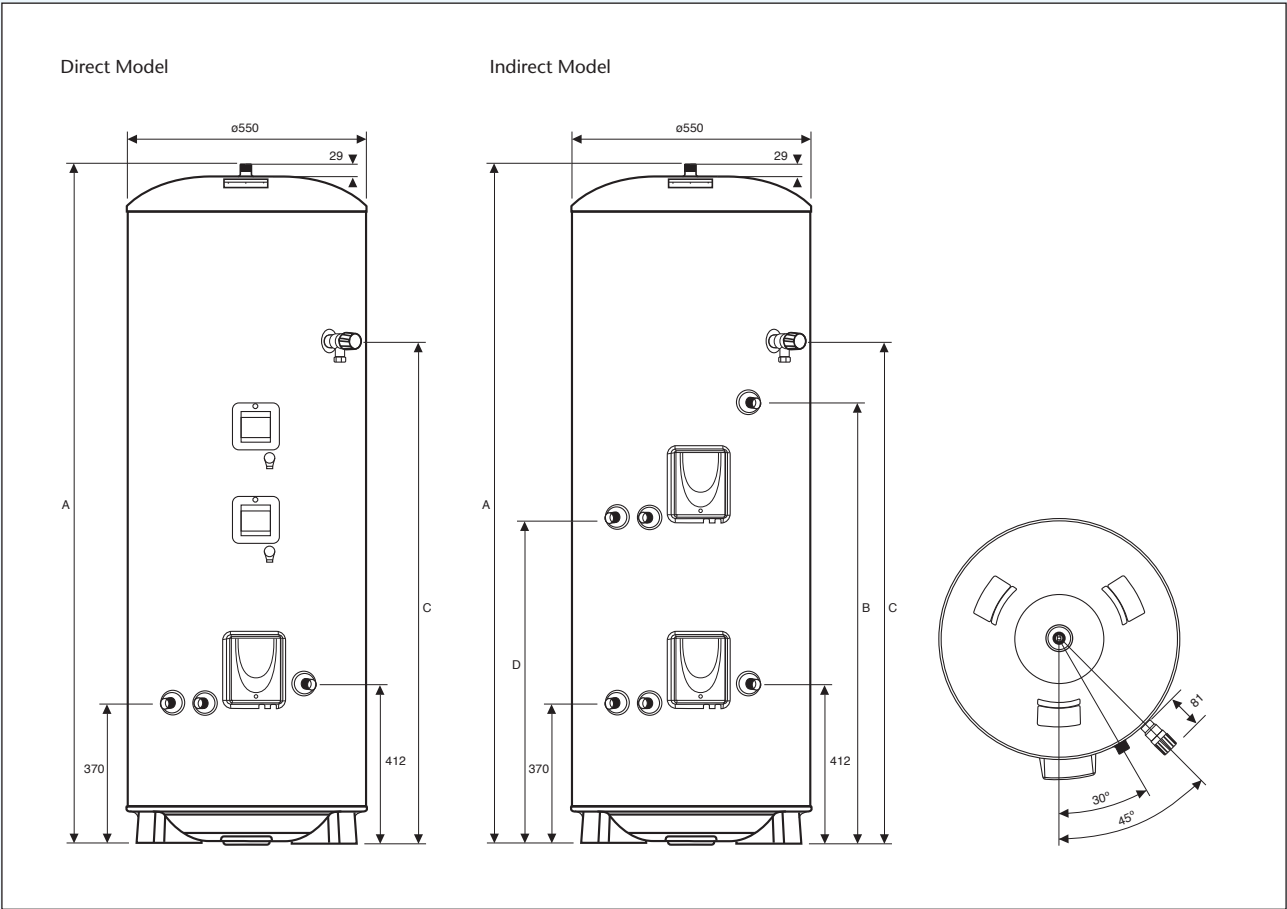
Pipework layout will vary by model

Ordering Guide

SystemFit Model	Capacity (litres)	Element rating (kW @ 240V)	Coil rating (kW)	A (mm)	B (mm)	C (mm)	D (mm)	Empty (kg)	Full (kg)	Product Code
PP120B SF	120	1 x 3	15.4	936	382	728	411	39	159	94 050 340
PP150B SF	150	1 x 3	15.9	1119	563	917	446	43	196	94 050 341
PP170B SF28	170	1 x 3	17.3	1245	691	1039	501	45	215	94 050 342
PP210B SF28	210	1 x 3	19.2	1503	952	1300	501	53	263	94 050 343
PP250B SF28	250	1 x 3	18.6	1755	1139	1460	501	62	312	94 050 344
PP300B SF28	300	1 x 3	18.8	2069	1460	1805	501	72	372	94 050 345

PremierPlus Solar

Technical Specification



Ordering Guide

Direct Model	Capacity (litres)	Element rating (kW @ 240V)	Coil rating (kW)	A (mm)	B (mm)	C (mm)	D (mm)	Empty (kg)	Full (kg)	Product Code
PP170ESOLAR	170	1 x 3	-	1250	-	924	-	35.5	210	94 050 309
PP210ESOLAR	210	2 x 3	-	1502	-	1183	-	42.5	259	94 050 336
PP260ESOLAR	260	2 x 3	-	1821	-	1498	-	58.0	308	94 050 310
PP300ESOLAR	300	2 x 3	-	2067	-	1749	-	61.5	362	94 050 338
Indirect Model										
PP190BSOLAR	190	1 x 3	14.7	1401	925	1085	784	45.5	240	94 050 440
PP210BSOLAR	210	1 x 3	15	1502	1095	1186	1012	47.5	264	94 050 441
PP250BSOLAR	250	1 x 3	16.2	1760	1279	1438	1143	56.5	308	94 050 442
PP300BSOLAR	300	1 x 3	18.8	2067	1592	1752	1440	66.5	367	94 050 443

PremierPlus

Technical Specification and Installation

Specification

Nominal Capacities

Indirect and Direct 100, 120, 150, 170, 210, 250 & 300 litres.
SystemFit 120, 150, 170, 210, 250 & 300 litres.
Solar Indirect 190, 210, 250 & 300 litres.
Solar Direct 170, 210, 260 & 300 litres.

Element

Long-life Superloy 825 sheathed element, incorporated into an easily removable heater plate, should replacement be necessary. Rated 3kW @ 240V.

Outer Casing

White finished, corrosion-proofed steel with grey high impact thermoplastic moulded top and bottom covers.

Thermal Insulation

CFC/HCFC free (ODP zero) fire retardant expanded polyurethane. 50mm thickness. GWP 3.1 (Global Warming Potential).

Inner Container

Duplex stainless steel, pressure tested to 15 bar.

Primary Coil

22mm diameter stainless steel. Coil-in-coil design for improved performance.

Solar Coil (Solar cylinders only)

25mm diameter stainless steel. Coil-in-coil design and large surface area for improved performance.

Thermostat

Element thermostat adjustable from 10°C to 72°C (all models). Factory-fitted cylinder thermostat adjustable to 72°C for auxiliary heating source. A pocket is provided for solar controls suitable for insertion of solar controller temperature probe (Solar models only).

Safety Features

All models:

Temperature and pressure relief valve, factory set to operate at 10 bar and 90°C. High limit thermostat, factory set at 80°C.

All Direct models:

Manually resettable cut-out, set to 80°C.

All Direct Solar models:

A 2-port motorised valve is supplied to provide over-temperature protection when heating using the auxiliary heating (boiler) coil. A factory-fitted thermal cut-out is provided for integration in to a solar circuit.

Anode

None required.

Installation

Unvented units must be installed by a competent installer in accordance with Local Regulations:

England & Wales – Building Regulation G3.

Scotland – Technical Standards 4.9.

N. Ireland – Building Regulation P5.

Fixing

Feet on bottom moulding for floor mounting.

Plumbing Connections

All models:

Inlet / Outlet – 22mm compression fittings / 3/4" BSP parallel thread. Temperature and pressure relief valve – 15mm compression outlet.

SystemFit models:

Primary connections – 22mm OD copper on 120 / 150L models / 28mm OD copper on other models. 1/2" T&P relief valve – 15mm compression outlet supplied fitting.

All Indirect models:

22mm compression fittings / 3/4" BSP parallel thread.

All Solar models:

22mm compression fittings / 3/4" BSP parallel thread.

Indirect Coil

22mm compression fittings / 3/4" BSP parallel thread.

Temperature and Pressure Relief Valve

15mm compression outlet.

Cold Water Control

All models:

Integrated cold water control set comprising pressure reducing valve and strainer – factory set at 3.5 bar, expansion relief valve – factory set at 6 bar and check valve. 22mm compression fittings.

Mains pressure: min 1.5 bar, max 16 bar.

A 2-port motorised valve is supplied (standard indirect models only).

SystemFit models:

22mm HiFlo cold water valve assembly comprising 3.5 bar pressure reducer, line strainer, non-return valve. Expansion core unit comprising 6 bar expansion valve and check valve factory fitted. Cold water control valve (3.5 bar) is supplied for use with mains pressure of 20 bar to 1.5 bar, at the lower pressure performance will be reduced accordingly. Normal working pressure is 3 bar.

Flow Rates

Up to 55 litres per minute @ 6 bar pressure.

Operating Pressure

3.5 bar.

Expansion Relief Valve Pressure

6.0 bar.

Operating Temperature

Recommended 60°C.

Adjustable from 10-72°C (auxiliary heating controls on Solar models).

Water Expansion

Indirect, Direct and SystemFit models:

Remote expansion vessel – 12 litre vessel supplied with 100 / 120 / 150 litre models, 18 litre vessel supplied with 170 / 210 litre models, 25 litre vessel supplied with 250 / 300 litre models. (Note: A separate expansion vessel (12 litre) is supplied for sealed primary systems).

Solar models:

24 litre remote expansion vessel supplied with all models.

Minimum Water Supply Requirements

Recommended minimum supply pressure – 1.5 bar / 20l/min flow rate.

If there are any doubts about water supply pressure or flow rates please contact our Specification Advice Team to discuss.

Secondary Circulation

Indirect, Direct and SystemFit models:

Via 22 x 22 x 15mm swept tee which should be fitted to the inlet pipework.

A swept tee is available as an optional accessory, part number 94 970 033.

Solar models:

1/2" BSP female connection provided.

On all PremierPlus cylinder models secondary circulation is NOT recommended for units using off-peak electricity tariffs for auxiliary heating.

Pressure Testing

Units are tested to 15 bar.

Compatible Boilers

Electric, gas or oil fired – open vent or sealed system type, fitted with integral control thermostat and cut-out.

Tundish

15mm compression inlet and 22mm compression outlet.

Electrical

PremierPlus and SystemFit Models:

Connection is direct to terminals in the immersion heater which must be permanently connected to the supply through a double-pole linked isolating switch with a minimum breaking capacity of 13A.

Indirect controls should be wired to the boiler, in accordance with the control scheme being used. All electrical installation must conform to the latest IEE Wiring Regulations.

Our Specification Advice Team is available to discuss requirements for specific projects, applications and product selection.

Solar Models:

The solar thermal cut-out (factory-fitted) should be wired in series with the solar controls (not supplied).

Direct models:

Connection is to the combined thermostat/thermal cut-out, housed within the integrated controls housing. The electrical supply must be permanently connected via a double-pole linked isolating switch with a minimum break capacity of 13A.

Indirect twin coil models:

Controls should be wired to the boiler, programmer etc. in accordance with the control scheme being used. The solar coil must be connected to a fully pumped solar primary system that should be controlled by a suitable solar controller and hydraulic set. The solar controller temperature sensor must be inserted in the pocket supplied on the heater. All electrical wiring must conform to the latest IEE Wiring Regulations.

Approvals

CE marked. Nemko approved. Cylinder Kiwa approved to the UK Water Supply Regulations. Kiwa approved for Building Regulation G3.

Manufactured in the UK in a BS EN ISO 9001:2008, ISO 14001:2004 and BS OHSAS 18001:2007 registered factory.



heateam

heateam is Santon's very own service division. With us on your side, you can be sure that your customers are in the very best hands. Totally committed to quality and safety, heateam is open 7 days a week, for 363 days a year, and offers:

- **Dedicated Trade Advice Line** – our helpful and qualified specialists are always on hand to help you with even the most complex technical query.
- **Installer Priority Call-Outs** – our 280 strong team of specifically trained expert heating engineers covers the UK, no one is better qualified to look after Santon's products for the duration of the guarantee.
- **Fully Stocked Vans** – a nationwide fleet of vans, fully stocked with spare parts – meaning we can repair our appliances on the first visit in 95% of call-outs.
- **Exclusive Service Plans** – heateam also offer Santon's customers a range of exclusive annual service plans.

Opening Times: Monday-Friday 8am-6pm, weekends and Bank Holidays* 8.30am-2pm.

*excluding Christmas Day and New Year's Day.

Simply call **0844 8711535** or visit our website at **www.santon.co.uk/heateam**



SANTON

Santon, Hurricane Way, Norwich, Norfolk, NR6 6EA

Specification Advice Hotline

Tel: 01603 420128 Fax: 01603 420229

E-mail: specifier@santon.co.uk

After Sales Service

Tel: 0844 871 1530 Fax: 0844 871 1528

E-mail: santonservice@heateam.co.uk

Website

www.santon.co.uk

The pace of product development is such that we reserve the right to change product specifications without notice. We do, however, strive to ensure that all information in this catalogue is accurate at the time of going to publication.



This product is printed on paper sourced from well managed forests and other controlled sources. This product is printed using vegetable based inks. Please recycle this product when you have finished with it.

PART OF **HEATRAE SADIA**

Products

Unvented Water Heating

PremierPlus | Aquaheat | Aquaheat SS | Aqualine

Solar Unvented Water Heating

PremierPlus Solar

Vented Water Heating

Aquarius | Taps

Drinking Water

Speediboil

Hand Hygiene

EV 2008

Instantaneous Water Heating

PowerPack

Combination Storage

R Unit

Immersion

Industrial